AchieverFX

TECHNICAL

ANALYSIS REPORT

THURSDAY NOV 26 2026

TODAY'S ECONOMIC EVENTS

TIME (DUBAI) GMT+4	CURRENCY	EVENTS	FORECAST	PREVIOUS
All Day	USD	Bank Holiday		
4:30am	AUD	Private Capital Expenditure q/q	4.5%	-3.6%
	AUD	RBA Bulletin		
2:30pm	GBP	BOE Financial Stability Report		
	GBP	FPC Meeting Minutes		
	GBP	FPC Statement		

Disclaimer: The material provided through message/email service is not to be regarded as a solicitation/recommendation to deal (Buy/Sell) in any investment product. Trading in financial markets involves the risk of sustaining substantial losses and are not suitable for all investors. Achiever FX does not warrant the accuracy, suitability or reliability of the information and accepts no liability for damages whatsoever arising from using the information contained herein.

Achiever Fx Market Research Report

EUR/USD	TREND ▼
Pivot Point	
1.0968	
Support	**Resistance**
S1 : 1.0948	R1 : 1.1006
S2 : 1.0910	R2 : 1.1026
S3 : 1.0890	R3 : 1.1064
Trade Plan	



» **Buy Above 1.0968 and Target 1.1006 then 1.1026 with the stop loss of 1.0948**

» **Sell Below 1.0968 and Target 1.0948 then 1.0910 with the stop loss of 1.1006**

Disclaimer: The material provided through message/email service is not to be regarded as a solicitation/recommendation to deal (Buy/Sell) in any investment product. Trading in financial markets involves the risk of sustaining substantial losses and are not suitable for all investors. Achiever FX does not warrant the accuracy, suitability or reliability of the information and accepts no liability for damages whatsoever arising from using the information contained herein.

Achiever Fx Market Research Report

GBP/USD	TREND ▼
Pivot Point	
1.3093	
Support	**Resistance**
S1 : 1.3066	R1 : 1.3141
S2 : 1.3018	R2 : 1.3168
S3 : 1.2991	R3 : 1.3216
Trade Plan	



» **Buy Above 1.3093 and Target 1.3141 then 1.3168 with the stop loss of 1.3066**

» **Sell Below 1.3093 and Target 1.3066 then 1.3018 with the stop loss of 1.3141**

Disclaimer: The material provided through message/email service is not to be regarded as a solicitation/recommendation to deal (Buy/Sell) in any investment product. Trading in financial markets involves the risk of sustaining substantial losses and are not suitable for all investors. Achiever FX does not warrant the accuracy, suitability or reliability of the information and accepts no liability for damages whatsoever arising from using the information contained herein.

Achiever Fx Market Research Report

USD/CAD	TREND ▲

Pivot Point

1.4230

Support	Resistance
S1 : 1.4166	R1 : 1.4267
S2 : 1.4129	R2 : 1.4331
S3 : 1.4065	R3 : 1.4368

Trade Plan

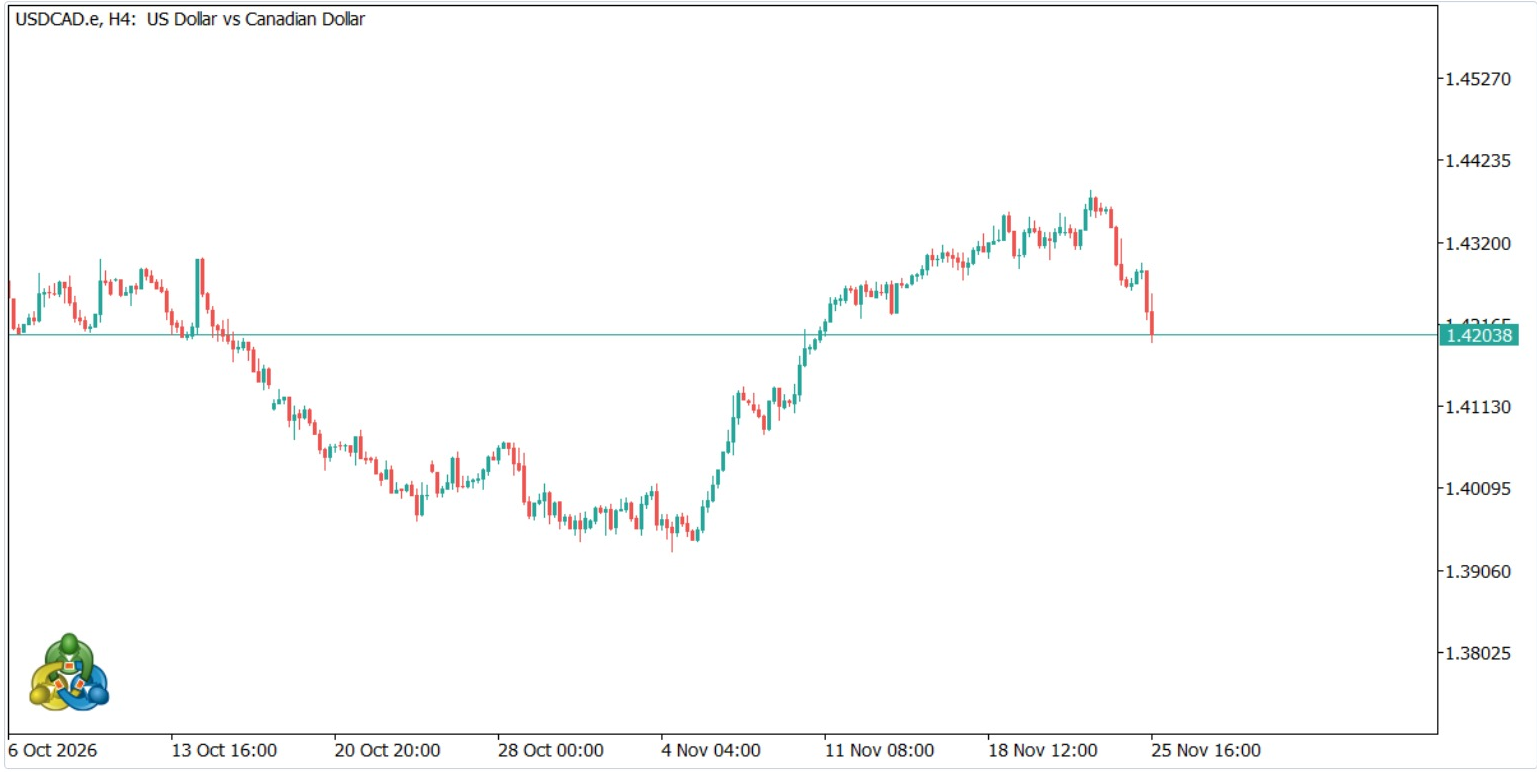

» **Buy Above 1.4230 and Target 1.4267 then 1.4331 with the stop loss of 1.4166**

» **Sell Below 1.4230 and Target 1.4166 then 1.4129 with the stop loss of 1.4267**

Disclaimer: The material provided through message/email service is not to be regarded as a solicitation/recommendation to deal (Buy/Sell) in any investment product. Trading in financial markets involves the risk of sustaining substantial losses and are not suitable for all investors. Achiever FX does not warrant the accuracy, suitability or reliability of the information and accepts no liability for damages whatsoever arising from using the information contained herein.

Achiever Fx Market Research Report

GBP/JPY	TREND ▲

Pivot Point

208.27

Support	Resistance
S1 : 207.63	R1 : 208.99
S2 : 206.91	R2 : 209.63
S3 : 206.27	R3 : 210.35

Trade Plan



» **Buy Above 208.27 and Target 208.99 then 209.63 with the stop loss of 207.63**

» **Sell Below 208.27 and Target 207.63 then 206.91 with the stop loss of 208.99**

Disclaimer: The material provided through message/email service is not to be regarded as a solicitation/recommendation to deal (Buy/Sell) in any investment product. Trading in financial markets involves the risk of sustaining substantial losses and are not suitable for all investors. Achiever FX does not warrant the accuracy, suitability or reliability of the information and accepts no liability for damages whatsoever arising from using the information contained herein.

Achiever Fx Market Research Report

XAU/USD	TREND ▼

Pivot Point

3501.12

Support	Resistance
S1 : 3427.37	R1 : 3575.55
S2 : 3352.94	R2 : 3649.30
S3 : 3279.19	R3 : 3723.73

Trade Plan



» **Buy Above 3501.12 and Target 3575.55 then 3649.30 with the stop loss of 3427.37**

» **Sell Below 3501.12 and Target 3427.37 then 3352.94 with the stop loss of 3575.55**

Disclaimer: The material provided through message/email service is not to be regarded as a solicitation/recommendation to deal (Buy/Sell) in any investment product. Trading in financial markets involves the risk of sustaining substantial losses and are not suitable for all investors. Achiever FX does not warrant the accuracy, suitability or reliability of the information and accepts no liability for damages whatsoever arising from using the information contained herein.

Achiever Fx Market Research Report

XAG/USD	TREND ▼

Pivot Point

39.787

Support	Resistance
S1 : 38.113	R1 : 41.383
S2 : 36.517	R2 : 43.057
S3 : 34.843	R3 : 44.653

Trade Plan



» **Buy Above 39.787 and Target 41.383 then 43.057 with the stop loss of 38.113**

» **Sell Below 39.787 and Target 38.113 then 36.517 with the stop loss of 41.383**

Disclaimer: The material provided through message/email service is not to be regarded as a solicitation/recommendation to deal (Buy/Sell) in any investment product. Trading in financial markets involves the risk of sustaining substantial losses and are not suitable for all investors. Achiever FX does not warrant the accuracy, suitability or reliability of the information and accepts no liability for damages whatsoever arising from using the information contained herein.

Achiever Fx Market Research Report

USOIL	TREND ▲
Pivot Point	
83.34	

Support	Resistance
S1 : 82.21	R1 : 85.61
S2 : 79.94	R2 : 86.74
S3 : 78.81	R3 : 89.01
Trade Plan	



» **Buy Above 83.34 and Target 85.61 then 86.74 with the stop loss of 82.21**

» **Sell Below 83.34 and Target 82.21 then 79.94 with the stop loss of 85.61**

Disclaimer: The material provided through message/email service is not to be regarded as a solicitation/recommendation to deal (Buy/Sell) in any investment product. Trading in financial markets involves the risk of sustaining substantial losses and are not suitable for all investors. Achiever FX does not warrant the accuracy, suitability or reliability of the information and accepts no liability for damages whatsoever arising from using the information contained herein.

Achiever Fx Market Research Report

US30	TREND ▲

Pivot Point

49638.8

Support	Resistance
S1 : 49237.1	R1 : 50348.1
S2 : 48527.8	R2 : 50749.8
S3 : 48126.1	R3 : 51459.1

Trade Plan

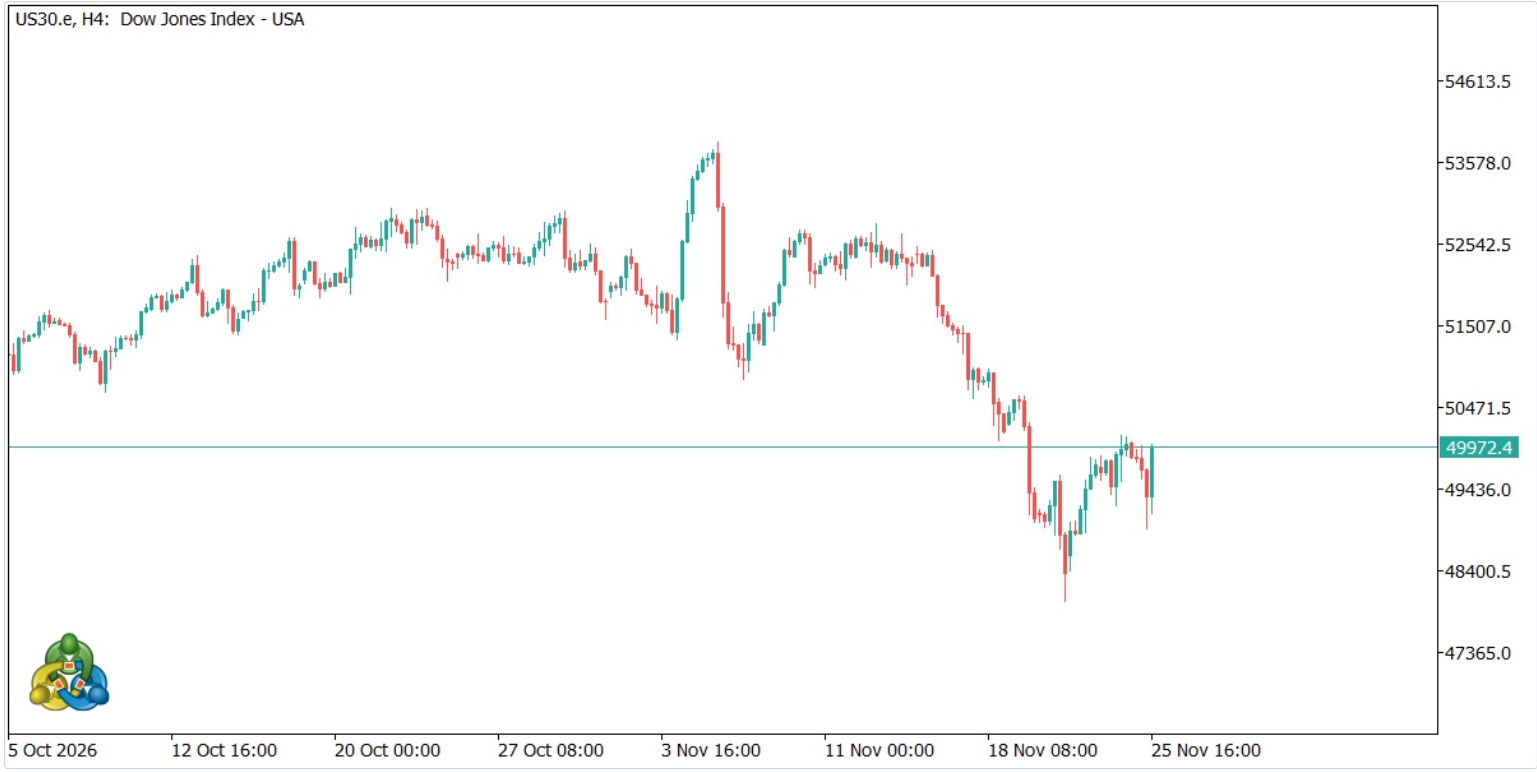

» **Buy Above 49638.8 and Target 50348.1 then 50749.8 with the stop loss of 49237.1**

» **Sell Below 49638.8 and Target 49237.1 then 48527.8 with the stop loss of 50348.1**

Disclaimer: The material provided through message/email service is not to be regarded as a solicitation/recommendation to deal (Buy/Sell) in any investment product. Trading in financial markets involves the risk of sustaining substantial losses and are not suitable for all investors. Achiever FX does not warrant the accuracy, suitability or reliability of the information and accepts no liability for damages whatsoever arising from using the information contained herein.

Achiever Fx Market Research Report

UT100	TREND ▲

Pivot Point

25631.1

Support	Resistance
S1 : 24955.7	R1 : 26270.9
S2 : 24315.9	R2 : 26946.3
S3 : 23640.5	R3 : 27586.1

Trade Plan

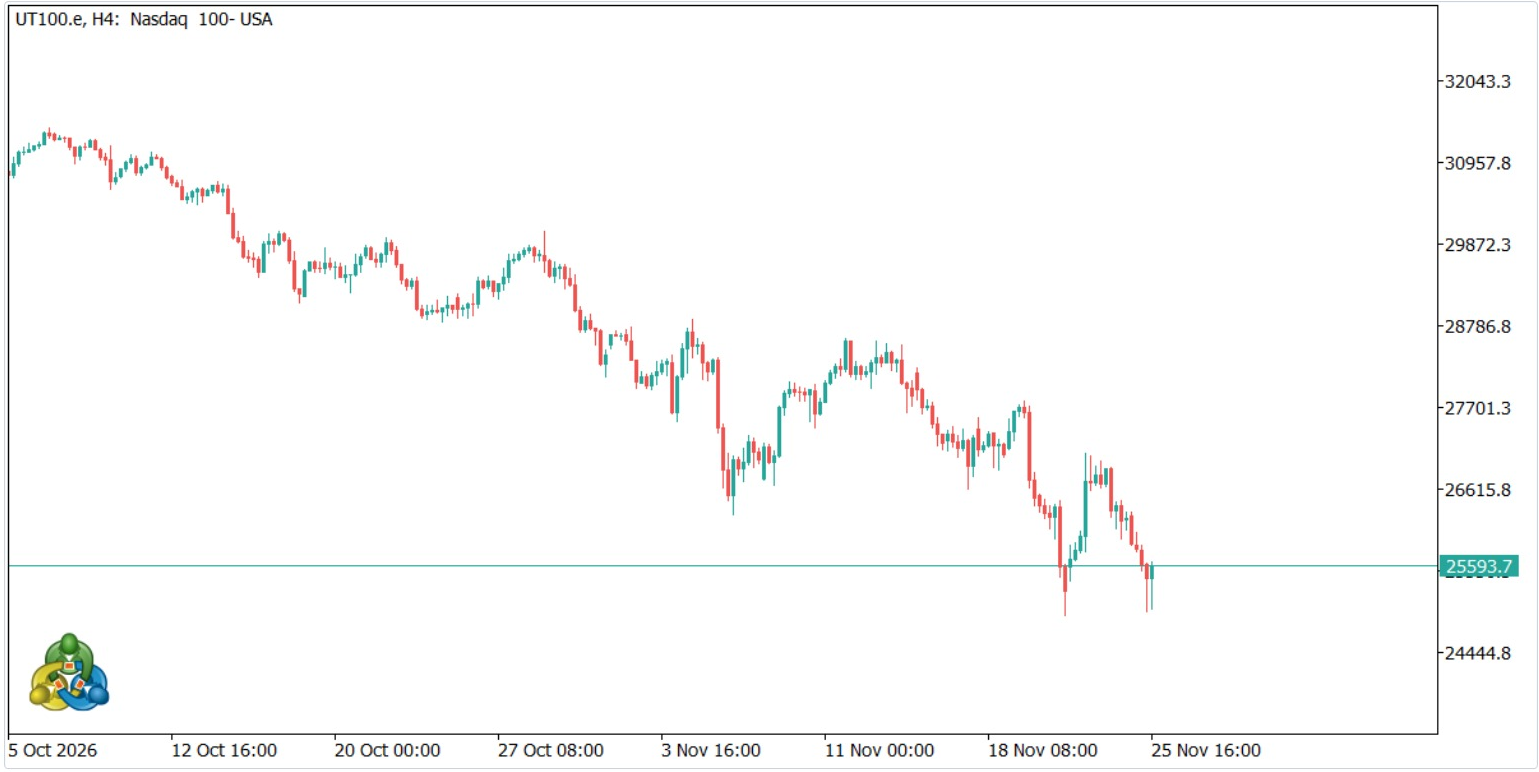

» **Buy Above 25631.1 and Target 26270.9 then 26946.3 with the stop loss of 24955.7**

» **Sell Below 25631.1 and Target 24955.7 then 24315.9 with the stop loss of 26270.9**

Disclaimer: The material provided through message/email service is not to be regarded as a solicitation/recommendation to deal (Buy/Sell) in any investment product. Trading in financial markets involves the risk of sustaining substantial losses and are not suitable for all investors. Achiever FX does not warrant the accuracy, suitability or reliability of the information and accepts no liability for damages whatsoever arising from using the information contained herein.

Achiever Fx Market Research Report

BTC	TREND ▲

Pivot Point

59066.9

Support	Resistance
S1 : 58098.2	R1 : 60875.8
S2 : 56289.3	R2 : 61844.5
S3 : 55320.6	R3 : 63653.4

Trade Plan



» **Buy Above 59066.9 and Target 60875.8 then 61844.5 with the stop loss of 58098.2**

» **Sell Below 59066.9 and Target 58098.2 then 56289.3 with the stop loss of 60875.8**

Disclaimer: The material provided through message/email service is not to be regarded as a solicitation/recommendation to deal (Buy/Sell) in any investment product. Trading in financial markets involves the risk of sustaining substantial losses and are not suitable for all investors. Achiever FX does not warrant the accuracy, suitability or reliability of the information and accepts no liability for damages whatsoever arising from using the information contained herein.

Risk Statement:

Trading of securities, forex, stock market, commodities, options and futures may not be suitable for everyone and involves the risk of losing part or all of your money. Trading in the financial markets has large potential rewards, but also large potential risk. You must be aware of the risks and be willing to accept them in order to invest in the markets. Don't invest and trade with money which you can't afford to lose. Forex Trading are not allowed in some countries, before investing your money, make sure whether your country is allowing this or not.

You are strongly advised to obtain independent financial, legal and tax advice before proceeding with any currency or spot metals trade. Nothing in this report should be read or construed as constituting advice on the part of Achiever Global Markets LTD or any of its affiliates, directors, officers or employees.

Disclaimer: The material provided through message/email service is not to be regarded as a solicitation/recommendation to deal (Buy/Sell) in any investment product. Trading in financial markets involves the risk of sustaining substantial losses and are not suitable for all investors. Achiever FX does not warrant the accuracy, suitability or reliability of the information and accepts no liability for damages whatsoever arising from using the information contained herein.