AchieverFX

TECHNICAL

ANALYSIS REPORT

MONDAY NOV 16 2026

TODAY'S ECONOMIC EVENTS

TIME (DUBAI) GMT+4	CURRENCY	EVENTS	FORECAST	PREVIOUS
3:50am	JPY	Prelim GDP Price Index y/y	2.6%	2.6%
	JPY	Prelim GDP q/q	0.1%	0.4%
4:01am	GBP	Rightmove HPI m/m		1.0%
5:30pm	CAD	CPI m/m	0.3%	0.1%
	CAD	Median CPI y/y	2.0%	1.9%
	CAD	Trimmed CPI y/y	2.5%	2.4%
6:05pm	USD	FOMC Member Williams Speaks		
9:00pm	USD	Fed Chairman Warsh Speaks		

Disclaimer: The material provided through message/email service is not to be regarded as a solicitation/recommendation to deal (Buy/Sell) in any investment product. Trading in financial markets involves the risk of sustaining substantial losses and are not suitable for all investors. Achiever FX does not warrant the accuracy, suitability or reliability of the information and accepts no liability for damages whatsoever arising from using the information contained herein.

Achiever Fx Market Research Report

EUR/USD	TREND ▼

Pivot Point

1.1050

Support	Resistance
S1 : 1.0993	R1 : 1.1081
S2 : 1.0962	R2 : 1.1138
S3 : 1.0905	R3 : 1.1169

Trade Plan



» **Buy Above 1.1050 and Target 1.1081 then 1.1138 with the stop loss of 1.0993**

» **Sell Below 1.1050 and Target 1.0993 then 1.0962 with the stop loss of 1.1081**

Disclaimer: The material provided through message/email service is not to be regarded as a solicitation/recommendation to deal (Buy/Sell) in any investment product. Trading in financial markets involves the risk of sustaining substantial losses and are not suitable for all investors. Achiever FX does not warrant the accuracy, suitability or reliability of the information and accepts no liability for damages whatsoever arising from using the information contained herein.

Achiever Fx Market Research Report

GBP/USD	TREND ▼

Pivot Point

1.3225

Support	Resistance
S1 : 1.3199	R1 : 1.3247
S2 : 1.3177	R2 : 1.3273
S3 : 1.3151	R3 : 1.3295

Trade Plan



» **Buy Above 1.3225 and Target 1.3247 then 1.3273 with the stop loss of 1.3199**

» **Sell Below 1.3225 and Target 1.3199 then 1.3177 with the stop loss of 1.3247**

Disclaimer: The material provided through message/email service is not to be regarded as a solicitation/recommendation to deal (Buy/Sell) in any investment product. Trading in financial markets involves the risk of sustaining substantial losses and are not suitable for all investors. Achiever FX does not warrant the accuracy, suitability or reliability of the information and accepts no liability for damages whatsoever arising from using the information contained herein.

Achiever Fx Market Research Report

USD/CAD	TREND ▲

Pivot Point

1.4259

Support	Resistance
S1 : 1.4243	R1 : 1.4289
S2 : 1.4213	R2 : 1.4305
S3 : 1.4197	R3 : 1.4335

Trade Plan

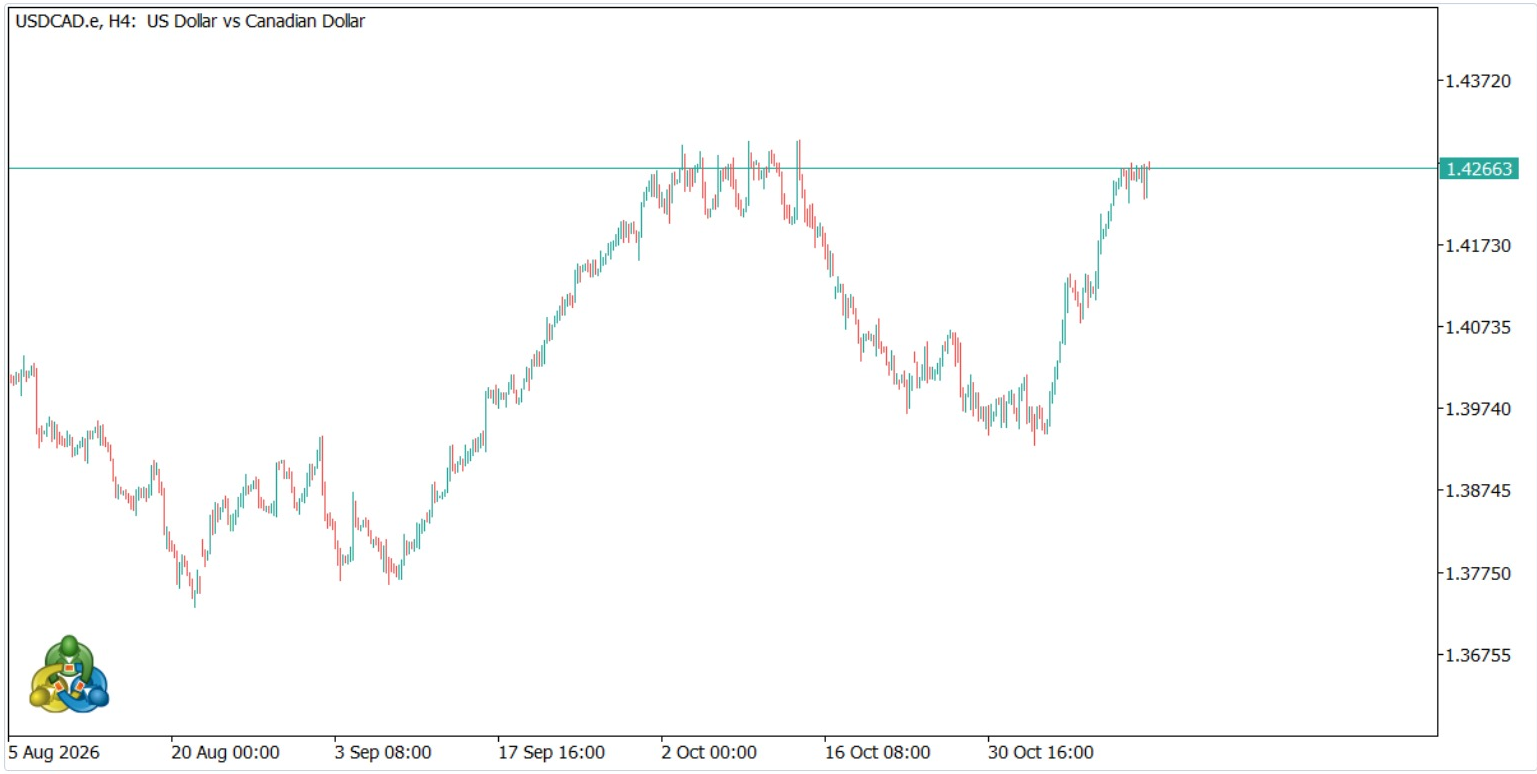

» **Buy Above 1.4259 and Target 1.4289 then 1.4305 with the stop loss of 1.4243**

» **Sell Below 1.4259 and Target 1.4243 then 1.4213 with the stop loss of 1.4289**

Disclaimer: The material provided through message/email service is not to be regarded as a solicitation/recommendation to deal (Buy/Sell) in any investment product. Trading in financial markets involves the risk of sustaining substantial losses and are not suitable for all investors. Achiever FX does not warrant the accuracy, suitability or reliability of the information and accepts no liability for damages whatsoever arising from using the information contained herein.

Achiever Fx Market Research Report

GBP/JPY	TREND ▲

Pivot Point

211.26

Support	Resistance
S1 : 210.67	R1 : 211.70
S2 : 210.23	R2 : 212.29
S3 : 209.64	R3 : 212.73

Trade Plan



» **Buy Above 211.26 and Target 211.70 then 212.29 with the stop loss of 210.67**

» **Sell Below 211.26 and Target 210.67 then 210.23 with the stop loss of 211.70**

Disclaimer: The material provided through message/email service is not to be regarded as a solicitation/recommendation to deal (Buy/Sell) in any investment product. Trading in financial markets involves the risk of sustaining substantial losses and are not suitable for all investors. Achiever FX does not warrant the accuracy, suitability or reliability of the information and accepts no liability for damages whatsoever arising from using the information contained herein.

Achiever Fx Market Research Report

XAU/USD	TREND ▼
Pivot Point	
3890.86	
Support	**Resistance**
S1 : 3858.64	R1 : 3914.05
S2 : 3835.45	R2 : 3946.27
S3 : 3803.23	R3 : 3969.46
Trade Plan	



» **Buy Above 3890.86 and Target 3914.05 then 3946.27 with the stop loss of 3858.64**

» **Sell Below 3890.86 and Target 3858.64 then 3835.45 with the stop loss of 3914.05**

Disclaimer: The material provided through message/email service is not to be regarded as a solicitation/recommendation to deal (Buy/Sell) in any investment product. Trading in financial markets involves the risk of sustaining substantial losses and are not suitable for all investors. Achiever FX does not warrant the accuracy, suitability or reliability of the information and accepts no liability for damages whatsoever arising from using the information contained herein.

Achiever Fx Market Research Report

XAG/USD	TREND ▼

Pivot Point

49.313

Support	Resistance
S1 : 47.847	R1 : 50.157
S2 : 47.003	R2 : 51.623
S3 : 45.537	R3 : 52.467

Trade Plan



» **Buy Above 49.313 and Target 50.157 then 51.623 with the stop loss of 47.847**

» **Sell Below 49.313 and Target 47.847 then 47.003 with the stop loss of 50.157**

Disclaimer: The material provided through message/email service is not to be regarded as a solicitation/recommendation to deal (Buy/Sell) in any investment product. Trading in financial markets involves the risk of sustaining substantial losses and are not suitable for all investors. Achiever FX does not warrant the accuracy, suitability or reliability of the information and accepts no liability for damages whatsoever arising from using the information contained herein.

Achiever Fx Market Research Report

USOIL	TREND ▲

Pivot Point

88.91

Support	Resistance
S1 : 88.07	R1 : 89.90
S2 : 87.08	R2 : 90.74
S3 : 86.24	R3 : 91.73

Trade Plan

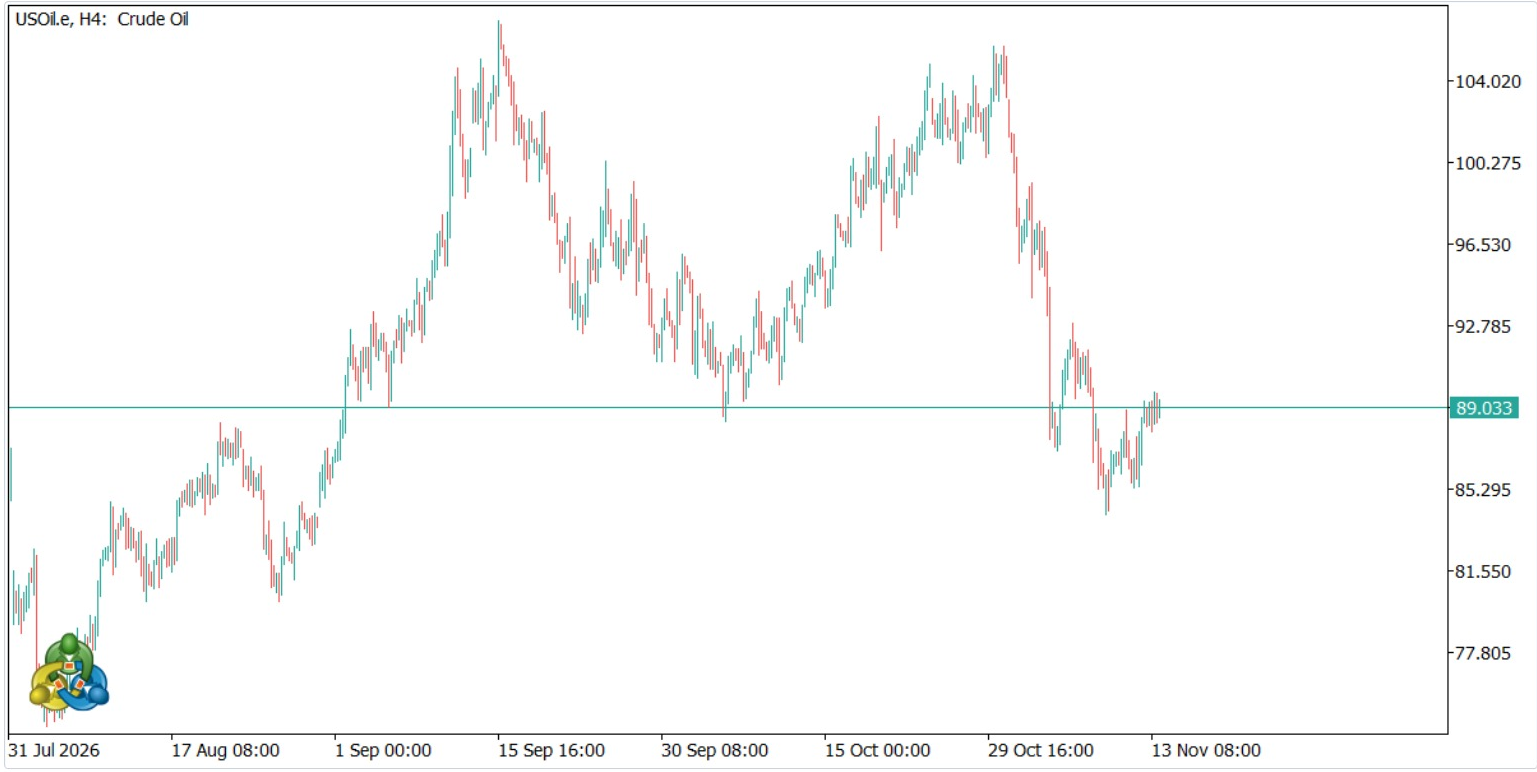

» **Buy Above 88.91 and Target 89.90 then 90.74 with the stop loss of 88.07**

» **Sell Below 88.91 and Target 88.07 then 87.08 with the stop loss of 89.90**

Disclaimer: The material provided through message/email service is not to be regarded as a solicitation/recommendation to deal (Buy/Sell) in any investment product. Trading in financial markets involves the risk of sustaining substantial losses and are not suitable for all investors. Achiever FX does not warrant the accuracy, suitability or reliability of the information and accepts no liability for damages whatsoever arising from using the information contained herein.

Achiever Fx Market Research Report

US30	TREND ▲

Pivot Point

52317.5

Support	Resistance
S1 : 51971.4	R1 : 52613.4
S2 : 51675.5	R2 : 52959.5
S3 : 51329.4	R3 : 53255.4

Trade Plan

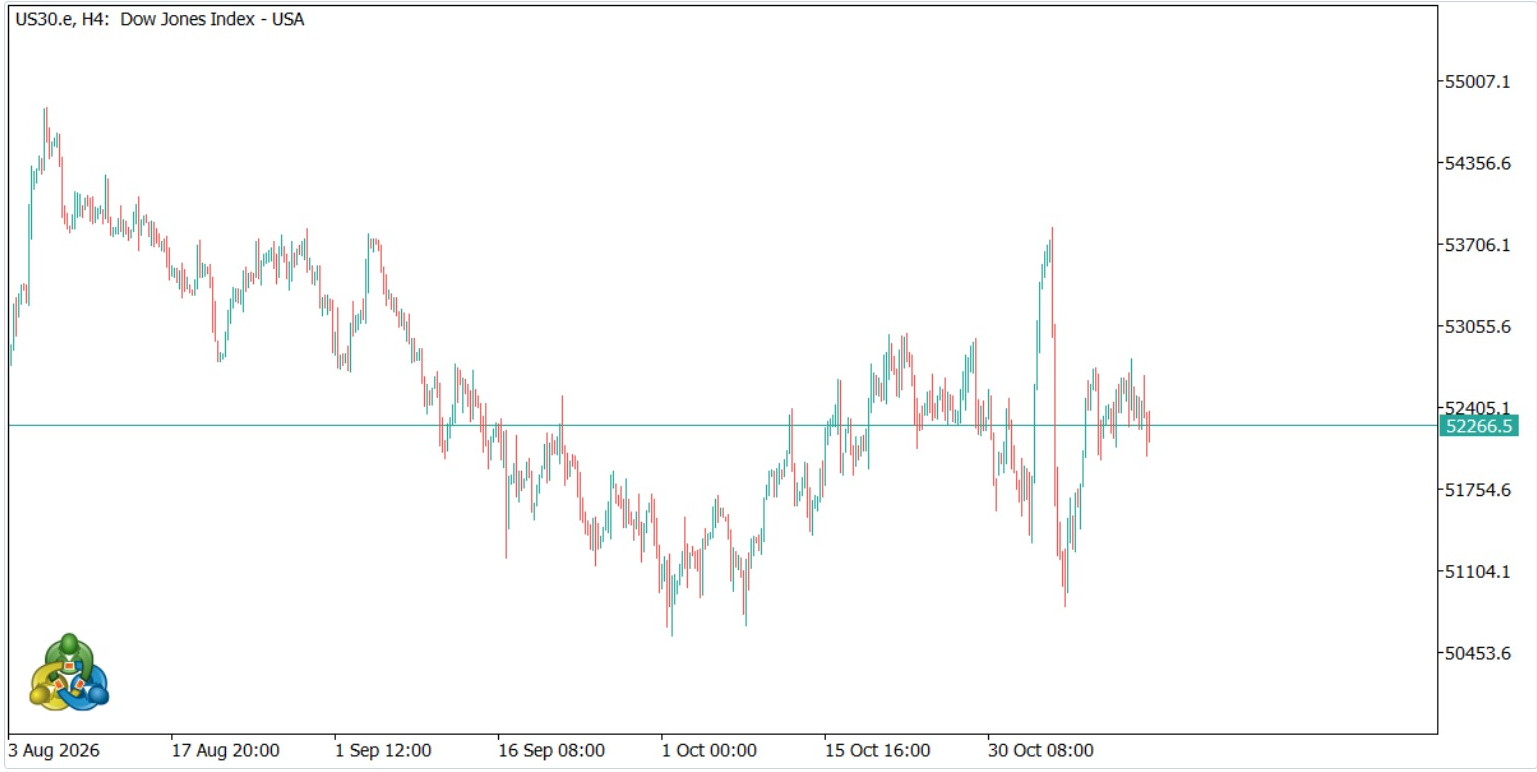

» **Buy Above 52317.5 and Target 52613.4 then 52959.5 with the stop loss of 51971.4**

» **Sell Below 52317.5 and Target 51971.4 then 51675.5 with the stop loss of 52613.4**

Disclaimer: The material provided through message/email service is not to be regarded as a solicitation/recommendation to deal (Buy/Sell) in any investment product. Trading in financial markets involves the risk of sustaining substantial losses and are not suitable for all investors. Achiever FX does not warrant the accuracy, suitability or reliability of the information and accepts no liability for damages whatsoever arising from using the information contained herein.

Achiever Fx Market Research Report

UT100	TREND ▲

Pivot Point

28011.8

Support	Resistance
S1 : 27479.0	R1 : 28387.2
S2 : 27103.6	R2 : 28920.0
S3 : 26570.8	R3 : 29295.4

Trade Plan



» **Buy Above 28011.8 and Target 28387.2 then 28920.0 with the stop loss of 27479.0**

» **Sell Below 28011.8 and Target 27479.0 then 27103.6 with the stop loss of 28387.2**

Disclaimer: The material provided through message/email service is not to be regarded as a solicitation/recommendation to deal (Buy/Sell) in any investment product. Trading in financial markets involves the risk of sustaining substantial losses and are not suitable for all investors. Achiever FX does not warrant the accuracy, suitability or reliability of the information and accepts no liability for damages whatsoever arising from using the information contained herein.

Achiever Fx Market Research Report

BTC	TREND ▲

Pivot Point

64135.2

Support	Resistance
S1 : 62719.9	R1 : 66304.5
S2 : 60550.6	R2 : 67719.8
S3 : 59135.3	R3 : 69889.1

Trade Plan



» **Buy Above 64135.2 and Target 66304.5 then 67719.8 with the stop loss of 62719.9**

» **Sell Below 64135.2 and Target 62719.9 then 60550.6 with the stop loss of 66304.5**

Disclaimer: The material provided through message/email service is not to be regarded as a solicitation/recommendation to deal (Buy/Sell) in any investment product. Trading in financial markets involves the risk of sustaining substantial losses and are not suitable for all investors. Achiever FX does not warrant the accuracy, suitability or reliability of the information and accepts no liability for damages whatsoever arising from using the information contained herein.

Risk Statement:

Trading of securities, forex, stock market, commodities, options and futures may not be suitable for everyone and involves the risk of losing part or all of your money. Trading in the financial markets has large potential rewards, but also large potential risk. You must be aware of the risks and be willing to accept them in order to invest in the markets. Don't invest and trade with money which you can't afford to lose. Forex Trading are not allowed in some countries, before investing your money, make sure whether your country is allowing this or not.

You are strongly advised to obtain independent financial, legal and tax advice before proceeding with any currency or spot metals trade. Nothing in this report should be read or construed as constituting advice on the part of Achiever Global Markets LTD or any of its affiliates, directors, officers or employees.

Disclaimer: The material provided through message/email service is not to be regarded as a solicitation/recommendation to deal (Buy/Sell) in any investment product. Trading in financial markets involves the risk of sustaining substantial losses and are not suitable for all investors. Achiever FX does not warrant the accuracy, suitability or reliability of the information and accepts no liability for damages whatsoever arising from using the information contained herein.